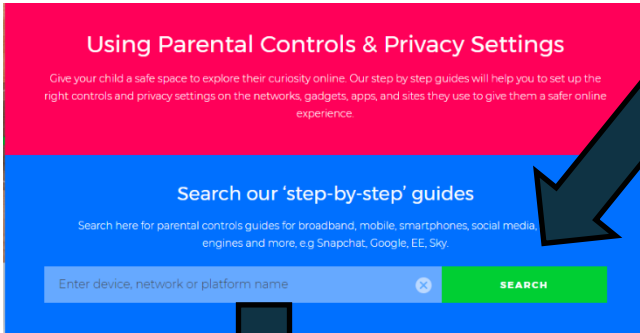
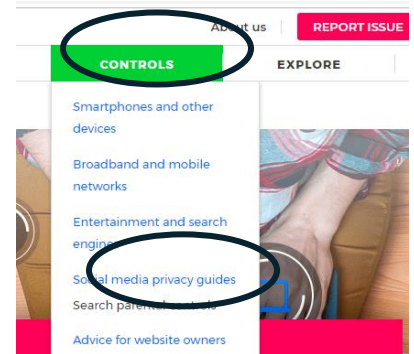


Need help with security settings on apps?

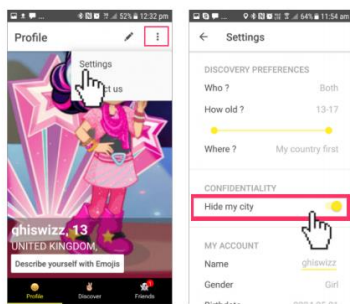
Visit: <https://www.internetmatters.org/> and follow the instructions to ensure the correct security settings on each app.



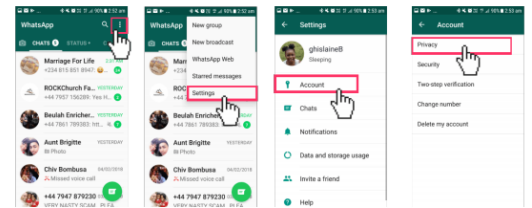
Type in the app in the box and it will give you step by step instructions on how to check/change settings to make sure they are safe.



1 Manage location sharing: Tap the three-dot icon at the top of the profile screen. Select Settings from the drop-down menu. Once on the Settings page ensure the 'Hide my city' option is swiped on.



2 By default, WhatsApp will automatically set privacy settings to allow any WhatsApp user to view read, last seen messages and profile photo and status. If you don't share your last seen information, you won't be able to see other people's last seen information. Change privacy settings by going to settings > Account > Privacy



Make use of these great resources available to all ages:

<https://www.ceop.police.uk/safety-centre/>

<https://www.thinkuknow.co.uk/>

Educate, equip and empower C&YP to report online abuse.



How will you support C&YP to stay safe online?